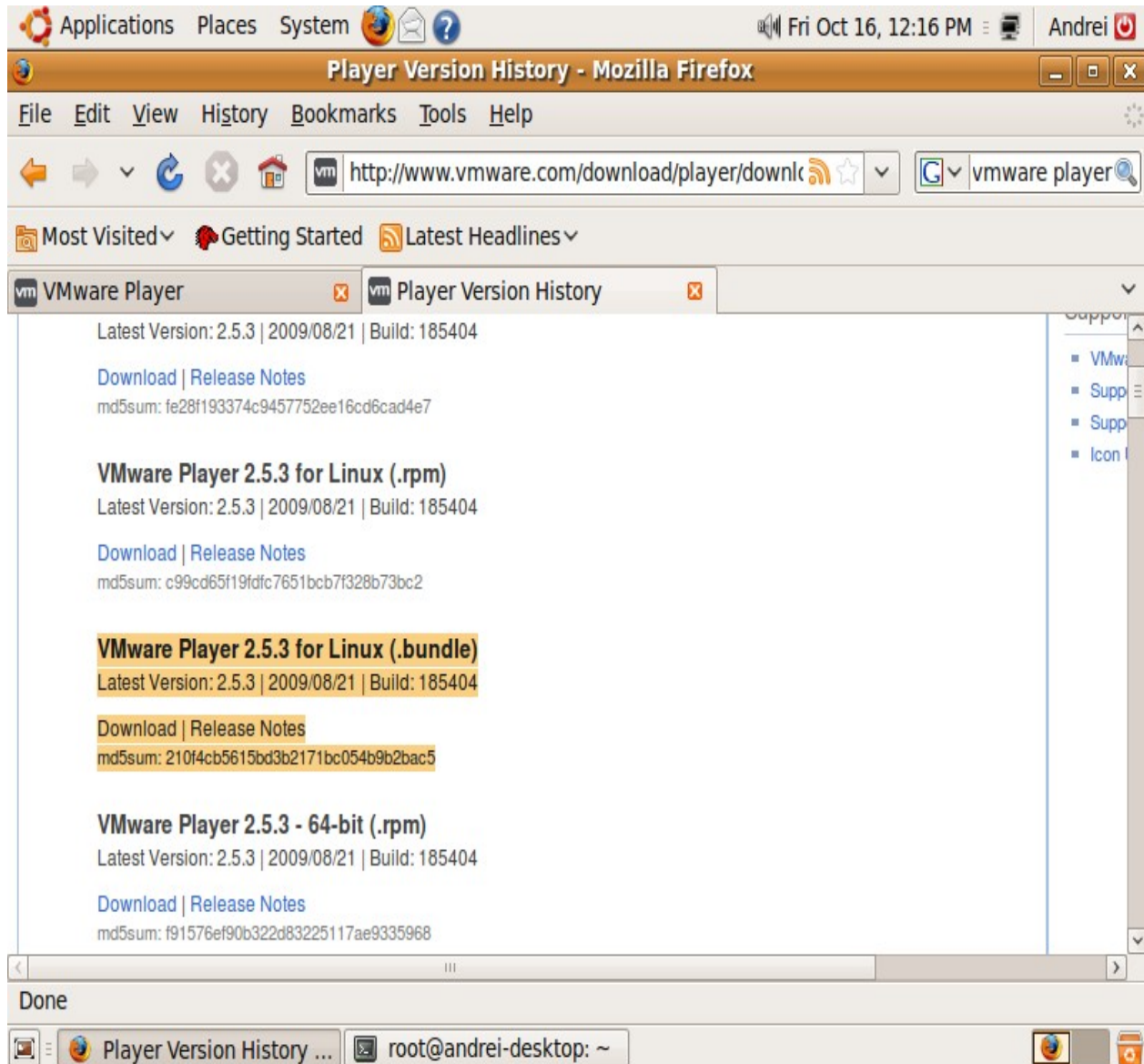


VMware Player Tutorial

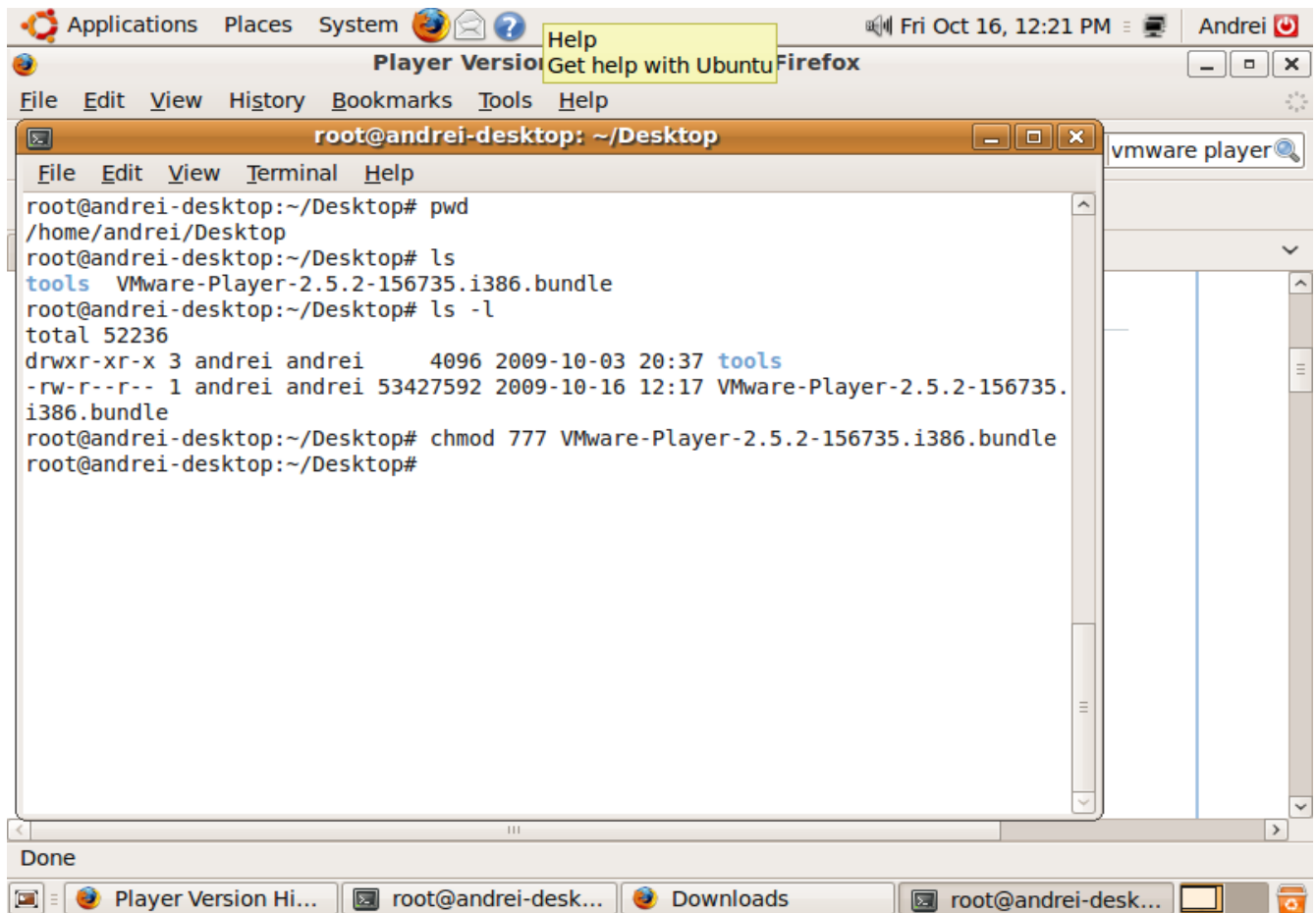
Linux

Înainte de instalare este recomandat să vă instalați build-essential pentru a putea compila (sudo apt-get install build-essential)

1. Deschideți un browser și navigați către pagina de download VMware, selectând editia .bundle



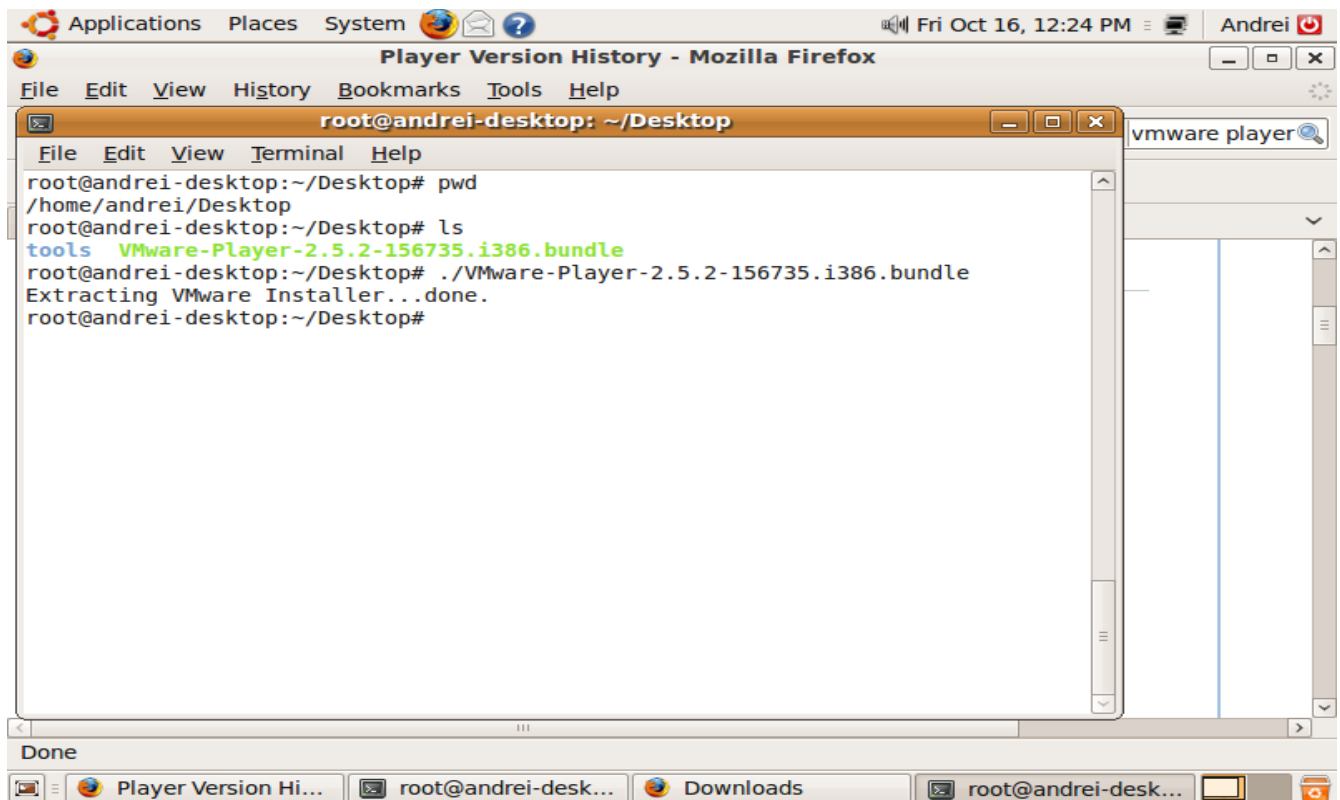
2. După salvarea acesteia, oferiți-i drepturi de execuție și rulați fișierul nou descărcat pentru a termina instalarea.



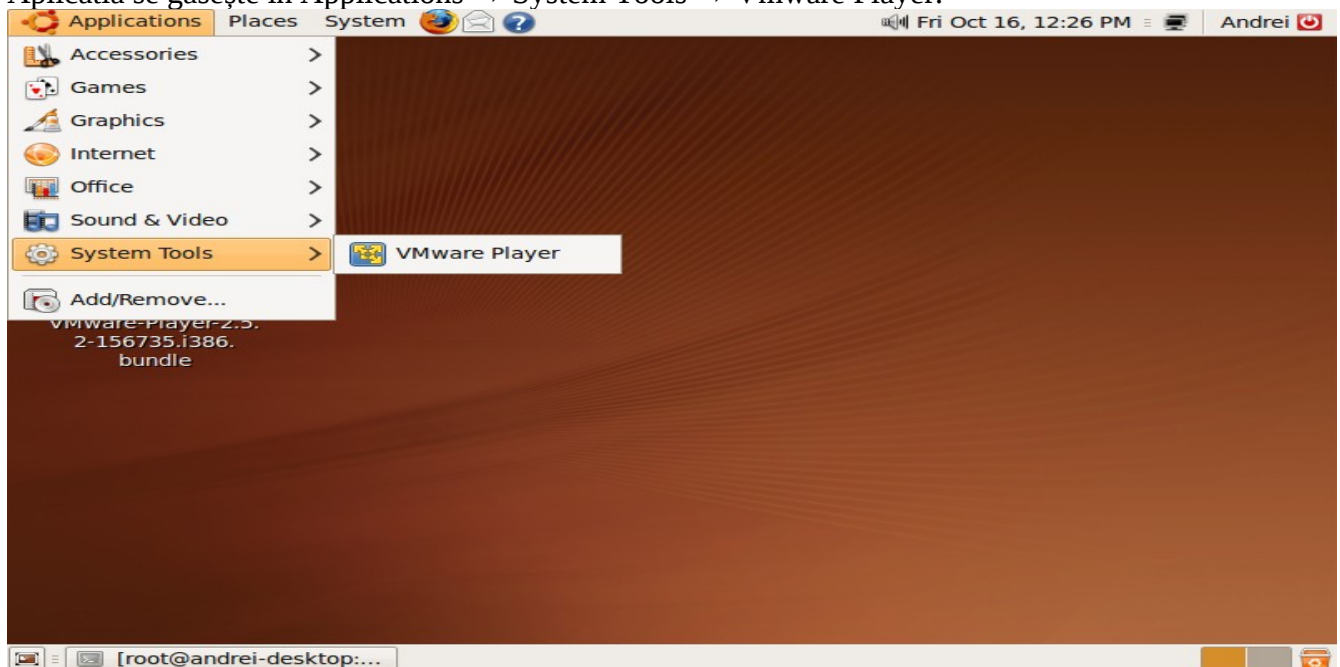
The screenshot shows a Linux desktop environment. At the top, there is a system tray with the date and time 'Fri Oct 16, 12:21 PM' and the user name 'Andrei'. Below the tray is a menu bar with 'Applications', 'Places', 'System', and 'Help'. A Firefox browser window is open, displaying 'Player Version' and 'Get help with Ubuntu'. A terminal window is also open, showing the following commands and output:

```
root@andrei-desktop: ~/Desktop
File Edit View Terminal Help
root@andrei-desktop:~/Desktop# pwd
/home/andrei/Desktop
root@andrei-desktop:~/Desktop# ls
tools VMware-Player-2.5.2-156735.i386.bundle
root@andrei-desktop:~/Desktop# ls -l
total 52236
drwxr-xr-x 3 andrei andrei 4096 2009-10-03 20:37 tools
-rw-r--r-- 1 andrei andrei 53427592 2009-10-16 12:17 VMware-Player-2.5.2-156735.
i386.bundle
root@andrei-desktop:~/Desktop# chmod 777 VMware-Player-2.5.2-156735.i386.bundle
root@andrei-desktop:~/Desktop#
```

The terminal window title is 'root@andrei-desktop: ~/Desktop'. The desktop background is light gray. The taskbar at the bottom shows several open windows: 'Player Version Hi...', 'root@andrei-desk...', 'Downloads', and another 'root@andrei-desk...' window. The system tray at the bottom right contains icons for network, volume, and power.



Aplicatia se găsește în Applications → System Tools → VMware Player.



Windows

Instalarea decurge foarte ușor:

1. se descarcă de pe internet fișierul executabil

The screenshot shows a Mozilla Firefox browser window displaying the VMware Player 2.5.3 download page. The address bar shows the URL: http://downloads.vmware.com/d/details/player_2_5_3/amRIZHdoWIAJXc=. The page content includes a navigation menu, a breadcrumb trail (Home > Downloads > VMware Player v2.5 > VMware Player 2.5.3), and a main heading "VMware Player 2.5.3". A "Tell us what you think!" section with a feedback form and a "Select Another Download" dropdown menu is visible. A "Related Resources" section contains a link to "Release Notes". The main content area features a table with the following details:

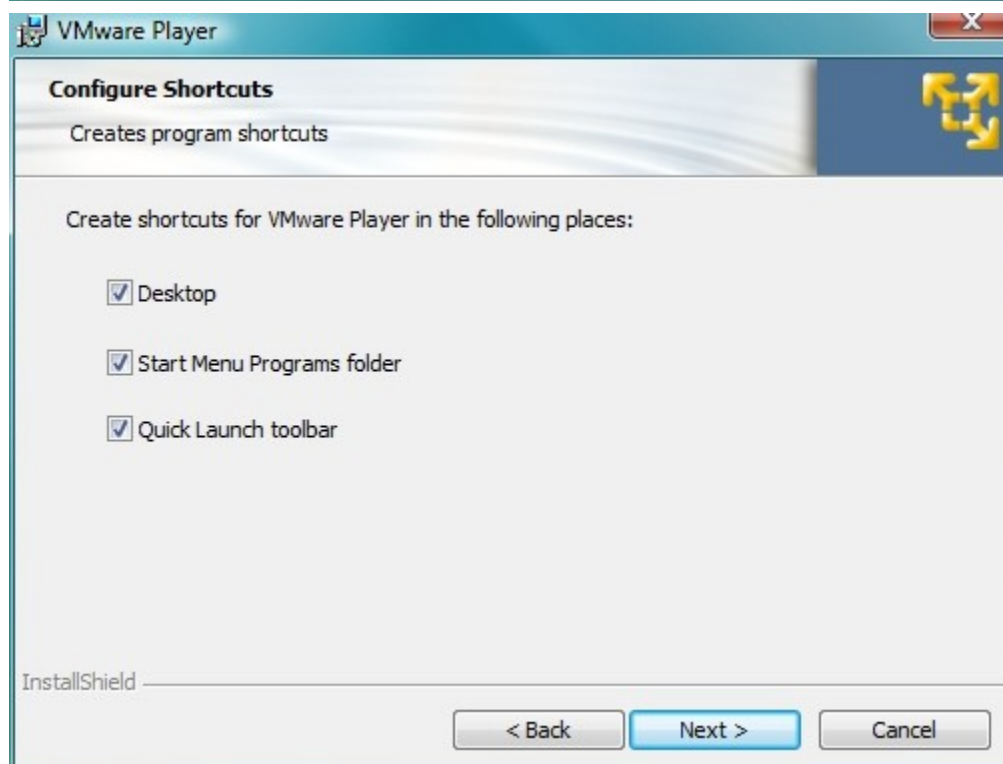
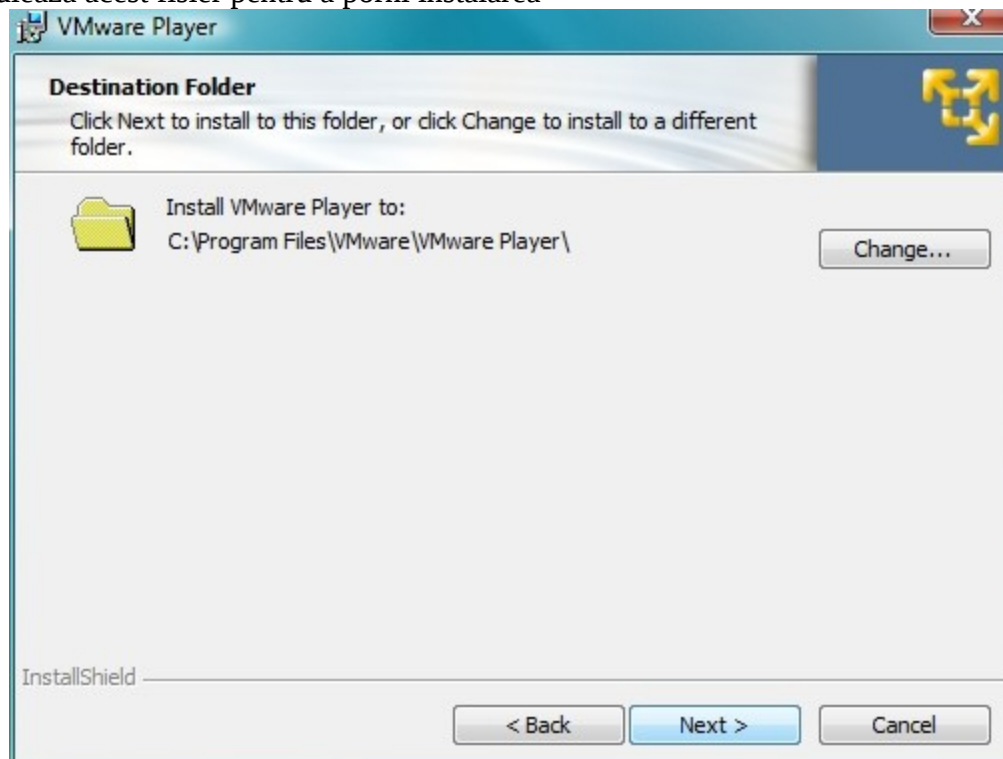
Download	VMware Player 2.5.3
Version	2.5.3
Build Number	185404
Release Date	2009/08/21
Type	Product Binaries
Language Support	English
Operating System Support	Windows 32-bit, Windows 64-bit, Linux 32-bit, Linux 64-bit
Components	This download contains the following components. Hide Details

The components section lists four download options, each with a "Download" button:

- Player for Windows 32-bit and 64-bit (.exe)**
File size: 48 MB
File type: .exe
MDSUM: fe28f193374c9457752ee16cd6cad4e7
SHA1SUM: 13bd3ff93c04fa272544d3ef6de5ae746708af04
English
Windows 32-bit, Windows 64-bit
- Player for Linux 32-bit (.rpm)**
File size: 94 MB
File type: .rpm
MDSUM: c99cd65f19dfc7651bcb7f328b73bc2
SHA1SUM: a33231b26e2358a72d16e1b4e2656a5873fe637e
English
Linux 32-bit
- Player for Linux 32-bit (.bundle)**
File size: 96 MB
File type: .bundle
MDSUM: 210f4cb5615bd3b2171bc054b9b2bac5
SHA1SUM: 2f6497890b17b37480165bab9f430e8645eadae9b
English
Linux 32-bit
- Player for Linux 64-bit (.rpm)**
File size: 60 MB
File type: .rpm
MDSUM: f91576ef90bc322d83225117ae9335968
SHA1SUM: f492fa9cd26ee2818f164aac0cde1680c25d974
English
Linux 64-bit
- Player for Linux 64-bit (.bundle)**
Download

The browser's status bar at the bottom shows the URL: http://downloads.vmware.com/download/player/player_reg.html.

2. Se rulează acest fisier pentru a porni instalarea



După selectarea butonului Next urmat de Install pe ecranul următor și finalizarea instalării, va trebui restartat calculatorul pentru ca serviciul de virtualizare să pornească.